

Scaled data based on original data using
LM-79-08 Approved Method: Electrical and Photometric Measurements of Solid-
State Lighting Products

Test Report Prepared for
Cooper Lighting Solutions
(formerly Eaton)

Brand: McGRAW-EDISON

Report Number: P594258

Luminaire Tested: **ISC-PA1D-827-U-T3-HSS**

Issue Date: 3/22/2022

Test Information

Test Method: LM-79-08
Report Number: P594258
TEST IS SCALED FROM IESNA LM-79-08 TEST DATA (G1-2201-510-11)
Test Lab: INNOVATION CENTER
Issue Date: 3/22/2022
Manufacturer: COOPER LIGHTING SOLUTIONS (FORMERLY EATON)
Product Line: McGRAW-EDISON
Catalog Number: ISC-PA1D-827-U-T3-HSS
Description: IMPACT ELITE LED CYLINDER LUMINAIRE
(1) 80 CRI, 2700K, 800mA LIGHT ENGINE WITH 24 LEDS AND TYPE III OPTICS
WITH HOUSE SIDE SHIELD
Light Source: -
Ballast/Driver: ELECTRONIC DRIVER

Summary

Lumens per Lamp: N/A
Luminaire Lumens: 4749 lumens
Efficiency: N/A
Efficacy: 75.4 lumens/watt
Luminous Opening: Rectangular (W 0.75' x L: 0.5' x H: 0')
IES Classification: Type III - Medium
BUG Rating: B1 - U0 - G2

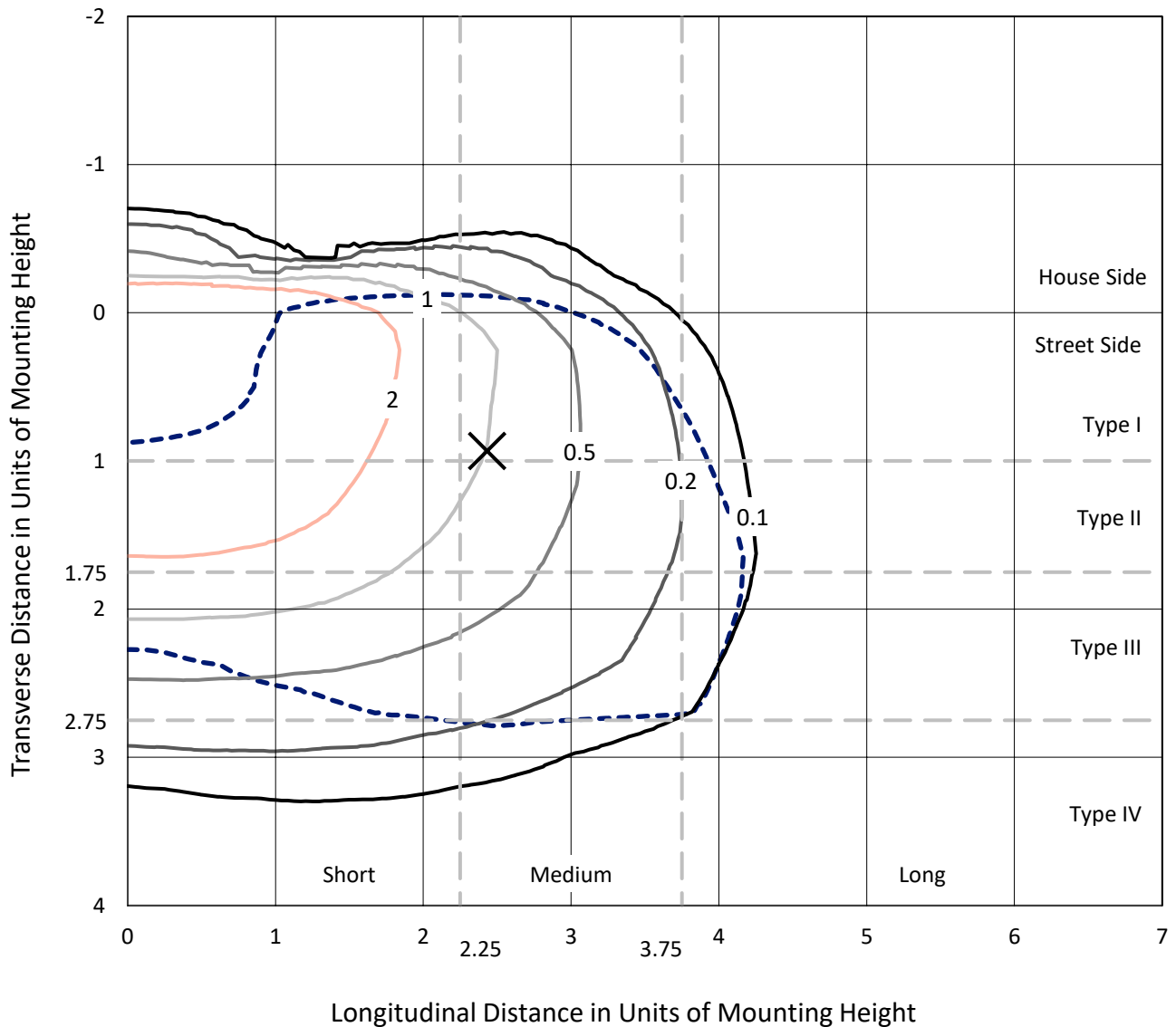
Input Watts (W): 63
Input Voltage (V): NR
Input Current (Ain): NR
Voltage Rise (V): NR
Power Factor: NR
Total Harmonic Distortion (THDi): NR
Frequency (hertz): 60
Stabilization Time: NR
Operation Time: NR
Ambient Temperature (°C): NR
Test Distance: 28.75 FT



REPORT NUMBER: P594258
 CATALOG NUMBER: ISC-PA1D-827-U-T3-HSS

Iso-Footcandle Lines of Horizontal Illumination

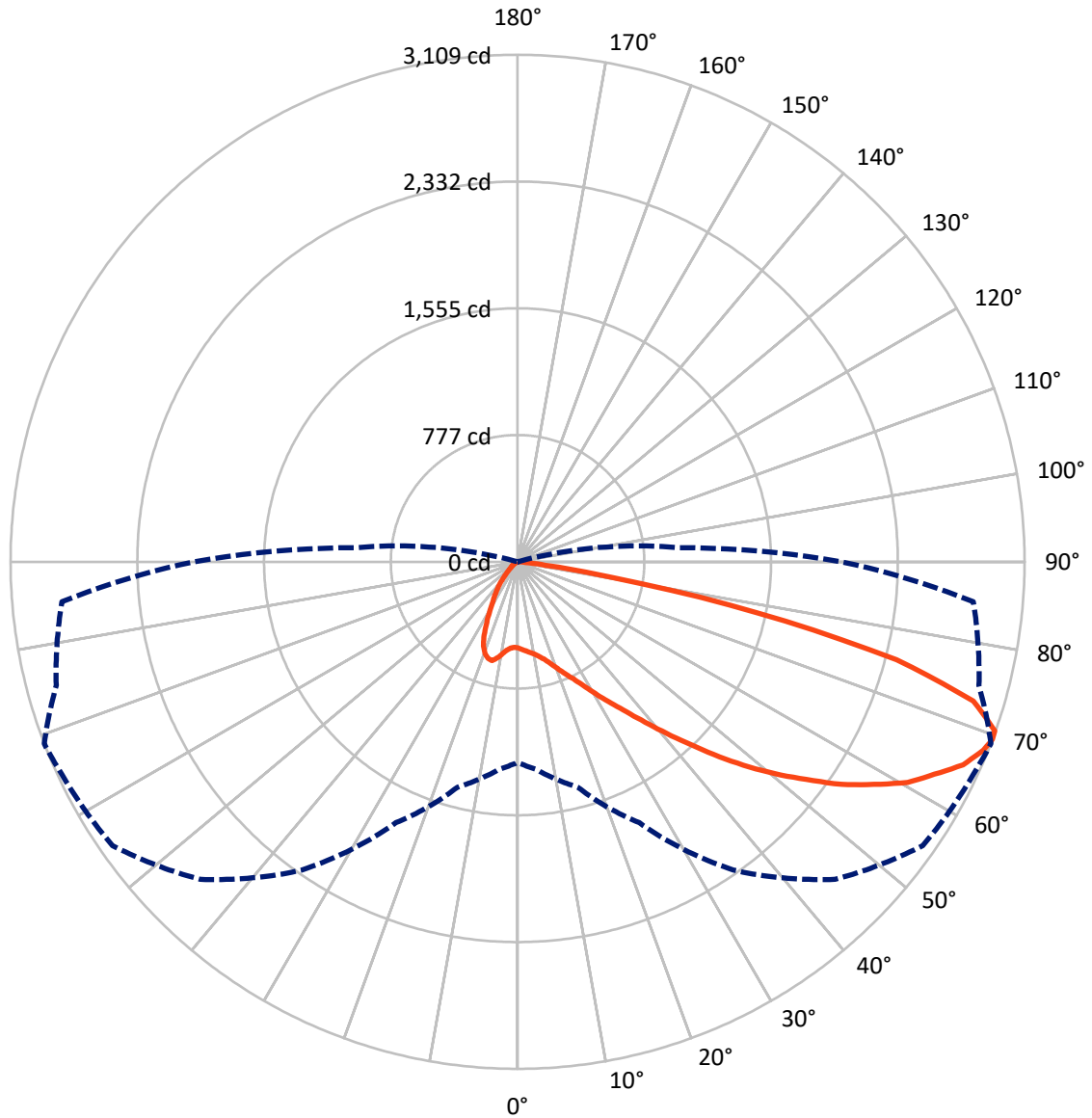
× Max cd
 - - - 1/2 Max cd



Based on 12 foot mounting height. Maximum calculated value = 4.6 fc
 Type III - Medium - N/A

REPORT NUMBER: P594258
CATALOG NUMBER: ISC-PA1D-827-U-T3-HSS

Luminous Intensity Polar Plot



— Vertical Plane Through 69-Deg Lateral - - - Horizontal Cone Through 69-Deg Vertical

REPORT NUMBER: P594258
 CATALOG NUMBER: ISC-PA1D-827-U-T3-HSS

FLUX DISTRIBUTION:

		Downward	Upward	Total
House Side	Lumens	462.8	0.0	462.8
	% Fixture	9.7	0.0	9.7
Street Side	Lumens	4286.3	0.0	4286.3
	% Fixture	90.3	0.0	90.3
Total	Lumens	4749.0	0.0	4749.0
	% Fixture	100.0	0.0	100.0

ZONAL LUMENS:

Zone	Lumens	% Fixture
0°-10°	50.4	1.1
10°-20°	133.3	2.8
20°-30°	221.9	4.7
30°-40°	399.5	8.4
40°-50°	724.3	15.3
50°-60°	1131.9	23.8
60°-70°	1309.6	27.6
70°-80°	732.4	15.4
80°-90°	45.7	1.0
90°-100°	0.0	0.0
100°-110°	0.0	0.0
110°-120°	0.0	0.0
120°-130°	0.0	0.0
130°-140°	0.0	0.0
140°-150°	0.0	0.0
150°-160°	0.0	0.0
160°-170°	0.0	0.0
170°-180°	0.0	0.0
0°-90°	4749.0	100.0
0°-180°	4749.0	100.0

Coefficient of Utilization

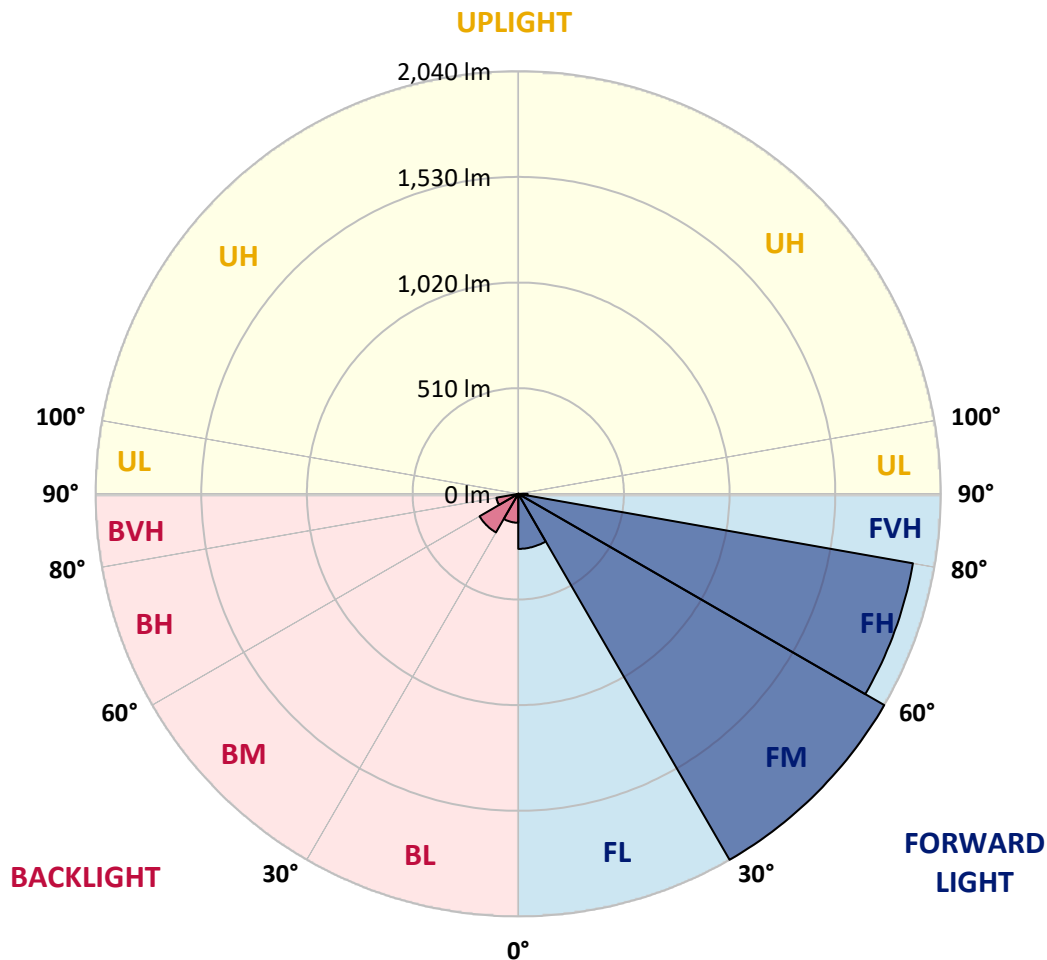


REPORT NUMBER: P594258
 CATALOG NUMBER: ISC-PA1D-827-U-T3-HSS

LUMINAIRE CLASSIFICATION SYSTEM LUMEN TABLE AND BUG RATING:

Zone	Lumens	% Fixture	Zone Rating/Lumen Limit		
			B	U	G
FL (0°-30°)	265.7	5.6			
FM (30°-60°)	2040.3	43.0			
FH (60°-80°)	1934.9	40.7			G2/5000
FVH (80°-90°)	45.4	1.0			G1/100
BL (0°-30°)	139.8	2.9	B1/500		
BM (30°-60°)	215.4	4.5	B0/220		
BH (60°-80°)	107.2	2.3	B0/110		G0/110
BVH (80°-90°)	0.3	0.0			G0/10
UL (90°-100°)	0.0	0.0		U0/0	
UH (100°-180°)	0.0	0.0		U0/0	

BUG Rating: B1-U0-G2
 Type III Medium





REPORT NUMBER: P594258
 CATALOG NUMBER: ISC-PA1D-827-U-T3-HSS

CANDELA DISTRIBUTION (FULL):

	0°	5°	15°	25°	35°	45°	55°	65°	69°	75°	85°
0°	528.2	528.2	528.2	528.2	528.2	528.2	528.2	528.2	528.2	528.2	528.2
2.5°	547.2	547.2	547.2	544.1	545.6	544.1	542.5	537.7	539.3	537.7	533.0
5°	528.2	529.8	534.6	537.7	545.6	548.8	550.4	550.4	548.8	545.6	542.5
7.5°	491.9	491.9	496.6	506.1	521.9	539.3	553.6	561.5	563.0	563.0	558.3
10°	482.4	482.4	488.7	495.0	510.9	531.4	553.6	572.5	575.7	578.9	577.3
12.5°	477.6	479.2	485.5	496.6	517.2	536.2	559.9	586.8	596.3	604.2	605.7
15°	484.0	484.0	490.3	501.4	525.1	552.0	582.0	612.1	621.6	632.6	640.5
17.5°	493.5	496.6	499.8	510.9	533.0	566.2	605.7	645.3	656.4	670.6	676.9
20°	509.3	509.3	512.4	521.9	545.6	585.2	640.5	688.0	697.5	707.0	714.9
22.5°	528.2	529.8	529.8	537.7	564.6	607.3	670.6	729.1	744.9	749.7	752.8
25°	585.2	582.0	571.0	566.2	586.8	632.6	707.0	778.1	795.5	800.3	794.0
27.5°	703.8	691.2	661.1	629.5	626.3	672.2	756.0	839.8	858.8	860.4	838.2
30°	852.5	854.1	805.0	737.0	691.2	714.9	809.8	917.3	936.3	928.4	893.6
32.5°	1035.9	1028.0	991.7	893.6	801.9	781.3	868.3	998.0	1020.1	1007.5	961.6
35°	1192.5	1197.3	1153.0	1066.0	950.5	884.1	939.5	1088.1	1115.0	1092.9	1035.9
37.5°	1323.8	1330.1	1303.2	1232.1	1129.3	1024.9	1032.8	1194.1	1230.5	1208.3	1137.2
40°	1469.3	1474.0	1463.0	1385.5	1293.7	1192.5	1157.7	1315.9	1364.9	1334.9	1260.5
42.5°	1629.0	1646.4	1627.5	1565.8	1470.9	1383.9	1331.7	1464.5	1513.6	1494.6	1395.0
45°	1847.3	1848.9	1826.7	1765.1	1667.0	1595.8	1532.6	1622.7	1686.0	1662.2	1545.2
47.5°	2008.6	2019.7	2007.0	1964.3	1885.3	1837.8	1750.8	1796.7	1863.1	1833.1	1700.2
50°	2132.0	2162.0	2151.0	2163.6	2124.1	2103.5	1970.7	1977.0	2041.8	2016.5	1858.4
52.5°	2200.0	2237.9	2241.1	2306.0	2339.2	2389.8	2184.2	2174.7	2215.8	2193.7	2019.7
55°	2190.5	2200.0	2279.1	2397.7	2527.4	2642.8	2392.9	2353.4	2410.3	2348.7	2190.5
57.5°	2098.8	2122.5	2261.7	2408.8	2638.1	2805.7	2573.2	2529.0	2576.4	2494.2	2366.1
60°	1967.5	2002.3	2181.0	2391.4	2702.9	2903.8	2748.8	2704.5	2747.2	2647.6	2565.3
62.5°	1848.9	1864.7	2029.2	2318.6	2665.0	2899.0	2884.8	2843.7	2869.0	2764.6	2736.1
65°	1679.6	1686.0	1848.9	2187.3	2581.1	2867.4	2959.1	2975.0	3001.9	2862.7	2857.9
67.5°	1418.7	1432.9	1594.2	1958.0	2442.0	2805.7	3017.7	3049.3	3080.9	2914.9	2880.1
69°	1230.5	1276.3	1431.3	1765.1	2307.5	2753.5	3033.5	3084.1	3109.4	2929.1	2805.7
70°	1077.1	1116.6	1295.3	1616.4	2188.9	2695.0	3044.6	3079.3	3104.7	2899.0	2684.0
72.5°	540.9	591.5	836.7	1179.9	1739.7	2427.7	2987.6	2949.7	2922.8	2666.6	2171.5
75°	208.8	216.7	359.0	672.2	1088.1	1782.4	2551.1	2479.9	2400.8	2022.8	1287.4
77.5°	115.5	113.9	156.6	297.3	463.4	871.5	1725.5	1611.6	1502.5	1086.5	521.9
80°	49.0	52.2	68.0	142.3	243.6	302.1	838.2	744.9	593.1	344.8	124.9
82.5°	30.1	31.6	47.4	87.0	169.2	115.5	272.0	232.5	170.8	93.3	30.1
85°	9.5	11.1	33.2	58.5	82.2	47.4	61.7	53.8	47.4	39.5	9.5
87.5°	1.6	1.6	12.7	31.6	22.1	7.9	6.3	11.1	17.4	19.0	3.2
90°	0.0	0.0	0.0	0.0	0.0	0.0	0.0	0.0	0.0	0.0	0.0



REPORT NUMBER: P594258
 CATALOG NUMBER: ISC-PA1D-827-U-T3-HSS

CANDELA DISTRIBUTION (continued):

	90°	95°	105°	115°	125°	135°	145°	155°	165°	175°	180°
0°	528.2	528.2	528.2	528.2	528.2	528.2	528.2	528.2	528.2	528.2	528.2
2.5°	531.4	528.2	525.1	523.5	523.5	520.3	518.8	517.2	517.2	515.6	515.6
5°	537.7	534.6	531.4	529.8	526.7	525.1	525.1	525.1	523.5	525.1	526.7
7.5°	553.6	548.8	547.2	545.6	545.6	540.9	533.0	512.4	491.9	485.5	479.2
10°	575.7	574.1	574.1	574.1	563.0	521.9	465.0	414.4	387.5	365.3	365.3
12.5°	607.3	607.3	605.7	601.0	544.1	444.4	355.9	279.9	235.7	210.4	213.5
15°	642.1	640.5	643.7	613.7	479.2	343.2	215.1	151.8	128.1	124.9	124.9
17.5°	678.5	681.7	678.5	580.4	393.8	211.9	128.1	115.5	112.3	112.3	112.3
20°	716.5	713.3	708.6	523.5	286.3	132.9	110.7	107.5	104.4	102.8	102.8
22.5°	754.4	751.3	719.6	450.8	178.7	109.1	104.4	98.1	93.3	91.7	91.7
25°	790.8	790.8	699.1	357.4	121.8	102.8	94.9	88.6	83.8	79.1	79.1
27.5°	836.7	839.8	665.8	249.9	102.8	94.9	85.4	75.9	69.6	66.4	66.4
30°	888.9	893.6	612.1	162.9	93.3	83.8	74.3	63.3	53.8	50.6	49.0
32.5°	950.5	955.3	550.4	107.5	83.8	72.8	61.7	47.4	38.0	36.4	34.8
35°	1029.6	1018.5	476.1	85.4	72.8	61.7	47.4	33.2	26.9	25.3	25.3
37.5°	1127.7	1103.9	390.7	74.3	61.7	49.0	34.8	22.1	17.4	17.4	15.8
40°	1240.0	1173.5	302.1	66.4	52.2	38.0	22.1	14.2	11.1	11.1	11.1
42.5°	1363.3	1232.1	215.1	58.5	42.7	26.9	14.2	7.9	6.3	6.3	6.3
45°	1505.7	1285.8	147.1	50.6	36.4	19.0	7.9	3.2	3.2	3.2	3.2
47.5°	1648.0	1320.6	98.1	44.3	26.9	11.1	4.7	1.6	1.6	1.6	1.6
50°	1791.9	1347.5	75.9	38.0	19.0	6.3	1.6	0.0	0.0	0.0	0.0
52.5°	1920.0	1366.5	61.7	31.6	12.7	4.7	1.6	0.0	0.0	0.0	0.0
55°	2030.8	1368.1	53.8	25.3	9.5	3.2	0.0	0.0	0.0	0.0	0.0
57.5°	2143.0	1355.4	45.9	19.0	6.3	1.6	0.0	0.0	0.0	0.0	0.0
60°	2211.1	1322.2	36.4	14.2	4.7	1.6	0.0	0.0	0.0	0.0	0.0
62.5°	2252.2	1266.9	28.5	9.5	3.2	1.6	0.0	0.0	0.0	0.0	0.0
65°	2228.5	1197.3	20.6	6.3	3.2	1.6	0.0	0.0	0.0	0.0	0.0
67.5°	2117.7	1089.7	14.2	4.7	1.6	1.6	0.0	0.0	0.0	0.0	0.0
69°	1986.5	991.7	12.7	3.2	1.6	1.6	0.0	0.0	0.0	0.0	0.0
70°	1871.0	915.7	11.1	3.2	1.6	1.6	0.0	0.0	0.0	0.0	0.0
72.5°	1393.4	589.9	9.5	3.2	1.6	1.6	0.0	0.0	0.0	0.0	0.0
75°	782.9	197.7	6.3	1.6	1.6	0.0	0.0	0.0	0.0	0.0	0.0
77.5°	294.2	50.6	3.2	1.6	0.0	0.0	0.0	0.0	0.0	0.0	0.0
80°	64.8	12.7	1.6	0.0	0.0	0.0	0.0	0.0	0.0	0.0	0.0
82.5°	14.2	3.2	0.0	0.0	0.0	0.0	0.0	0.0	0.0	0.0	0.0
85°	4.7	1.6	0.0	0.0	0.0	0.0	0.0	0.0	0.0	0.0	0.0
87.5°	1.6	0.0	0.0	0.0	0.0	0.0	0.0	0.0	0.0	0.0	0.0
90°	0.0	0.0	0.0	0.0	0.0	0.0	0.0	0.0	0.0	0.0	0.0

(END OF REPORT)